



Comfort Recliner by American Leather®



YOUR GUIDE TO OPERATING THE ULTIMATE RECLINER

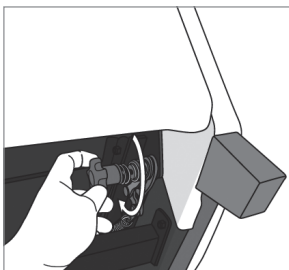
A M E R I C A N L E A T H E R®

V 07.01.16
MANUAL

Congratulations on the purchase of your Comfort Recliner™. We want to ensure that you take full advantage of our proprietary Infinity System™! Learn how to make the most of it below.

This product is intended for household/residential use only.


BACK RECLINE



Now it's time to sit down, relax, and enjoy infinite reclining comfort! To find the perfect seating position, sit down and lean back with your shoulders. When you recline, the patented, (US patent #8,882,190 & other patents pending) weight-balanced mechanism makes the fully independent chair back move with you, allowing you to lean back almost effortlessly and stop in any desired position. All Comfort Recliners are factory-set with the recommended amount of resistance needed to comfortably push back. However, if you feel like your chair reclines too easily, you can adjust the two tension knobs located beneath your chair to set your preferred amount of resistance.

FOOTREST

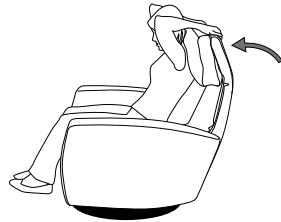
The footrest also has infinite stopping positions, independent from the chair back. To raise the footrest, gently pull back the lever while raising your legs. Simply release the lever to stop



the footrest in any position (you must release the lever to lock the footrest in place). To close, simply pull back on the lever again and press down with your feet until the lever pulls forward (this will happen automatically).

HEADREST

The Comfort Recliner™ headrest adjusts to give you the perfect back and neck support. The headrest articulates forward to create that perfect angle for watching television or reading a book. When standing behind the chair, you can change the angle by pressing forward on the outside shell, right behind the head pillow. However, if you are already sitting and want to adjust the angle, place both hands on the solid outside back and pull forward to your desired position. To return the articulating headrest to its normal position, simply push back with your hands.



We know you will enjoy your Comfort Recliner by American Leather® and thank you for your purchase. To see other great products and register your warranty, go to americanleather.com.

** Please contact your local retailer with any additional questions.*



V 07.01.16
MANUAL